

Grower Packout Report



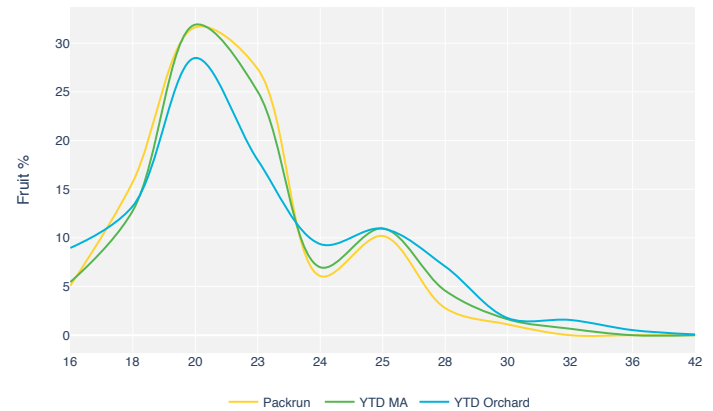
Orchard Name: Example
PPIN, Season, MA: 00000, 2019, MA: E
Variety, Grow Method: Hass, Conventional
Report Level: Packrun
Payment Pool: Class 2 & 3 will be paid on 15-Nov-19
Packrun: T00000.C914, packed on 24-Sep-19

Size	TCEs	Kgs	% of Total
Class 1			
16	11.00	60.50	4.78%
18	34.00	187.00	14.76%
20	63.00	346.50	27.35%
23	59.00	324.50	25.62%
25	22.00	121.00	9.55%
28	6.00	33.00	2.60%
21.1 (avg.)	195.00	1,072.50	84.66%
Class 2			
20	5.27	29.00	2.29%
24	9.75	53.63	4.23%
30	2.40	13.20	1.04%
23.6 (avg.)	17.42	95.83	7.56%
Class 3			
24	3.36	18.50	1.46%
24.0 (avg.)	3.36	18.50	1.46%
Oil			
OIL	11.82	65.00	5.13%
	11.82	65.00	5.13%
Total Marketable Fruit	227.61	1,251.83	98.82%
Rejects			
REJ	2.55	14.00	1.11%
	2.55	14.00	1.11%
Undersize			
US	0.18	1.00	0.08%
	0.18	1.00	0.08%
Total Non-Marketable Fruit	2.73	15.00	1.18%

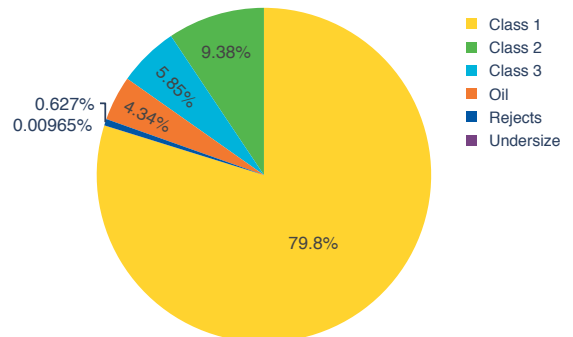
	Packrun	YTD MA	YTD Orchard
Bins Tipped	4	21	126
Total Kgs Tipped	1,267	7,001	41,435
Average Kgs Per Bin	316.7	333.4	328.8
Class 1 Trays	195.0	1,010.0	6,011.4
Class 1 Average Size	21.1	21.5	21.8
Class 1 Trays Per Bin	48.8	48.1	47.7
Class 2 Trays Per Bin	4.4	5.7	5.6
Class 3 Trays Per Bin	0.8	3.7	3.5

All trays are calculated as 5.5 Kgs per Tray

Size Distribution

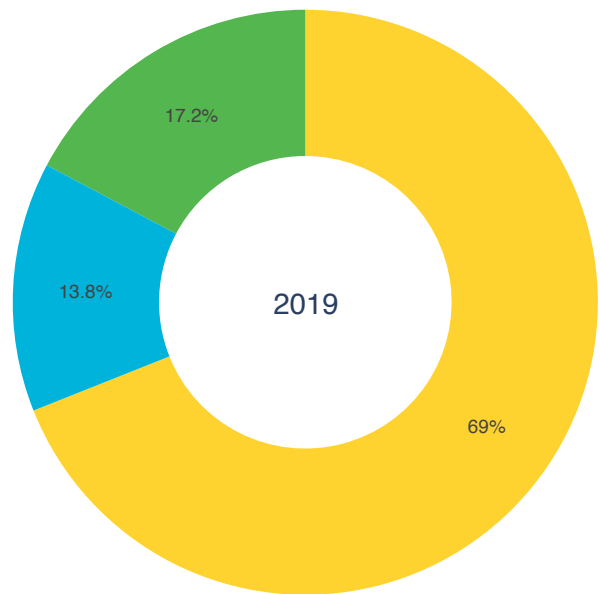


Orchard Packout



Reject	Category	2019	
		#	%
Skin Rub	Blemish	11	35.6
Thrip Damage	Blemish	4	11.9
Leaf Roller Holes	Physical Damage	4	11.9
Lenticel Damage	Blemish	4	11.9
Ridging Area	Shape	2	5.9
Peel Handling Damage	Blemish	1	3.0
Possum Damage	Physical Damage	1	3.0
Protuberance	Shape	1	3.0
Misshapen	Shape	1	3.0

- Blemish
- Physical Damage
- Shape



Top Rejects

